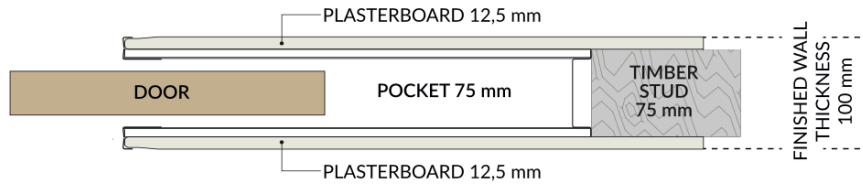
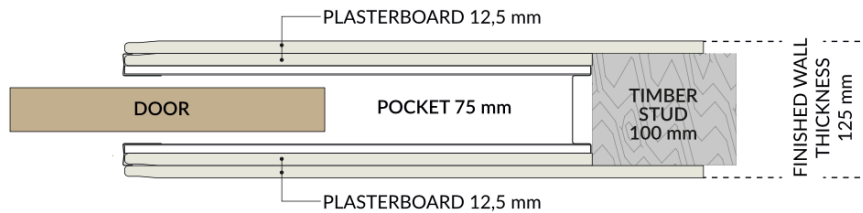


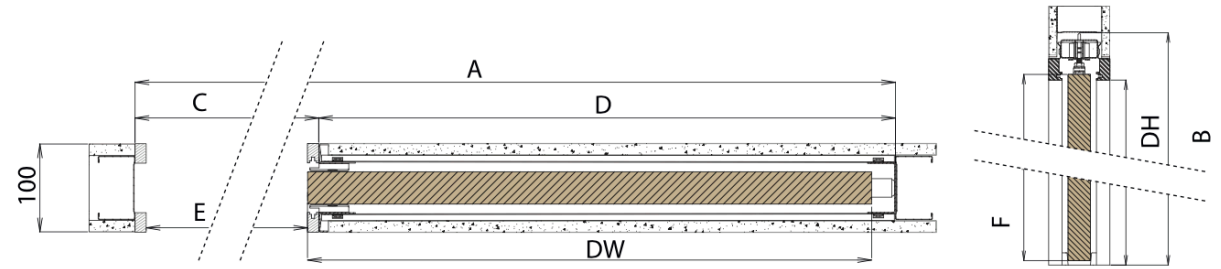
75 mm Pocket Specs



Pocket 75mm - Timber Stud 75mm - Finished wall thickness 100mm



Pocket 75mm - Timber Stud 100mm - Finished wall thickness 125mm



Pocket kit details

- Suitable for 35/44 mm doors (not supplied)
- Up to 60 KG maximum door weight
- Integral soft brake included
- Buy two single units to create a double
- If you have any queries please call our customer service team on 03309980617

DOOR PANEL		OVERALL DIMENSIONS		PASSAGE (WITHOUT JAMBS)	POCKET	FINISHED PASSAGE (INCLUDING JAMB KIT)		FINISHED WALL THICKNESS
WIDTH	HEIGHT	WIDTH	HEIGHT	WIDTH	WIDTH	WIDTH	HEIGHT	
DW	DH	A	B	C	D	E	F	
686 (2'3)	1981 (6'6)	1389	2042	685	700	661	1971	100/125mm*
762 (2'6)	1981 (6'6)	1541	2042	761	776	737	1971	
838 (2'9)	1981 (6'6)	1693	2042	837	852	813	1971	
726	2040	1467	2101	724	740	700	2030	
826	2040	1667	2101	824	840	800	2030	
926	2040	1867	2101	924	940	900	2030	
IMPORTANT ABOVE DIMENSIONS ARE +/- 4mm								
Install on finished floor level								
*Double platerboard the 75mm frame to build out to 125mm (screwing through the track)								