

Hinge systems



- ▶ CLIP top BLUMOTION | CLIP top – hinges
- ▶▶ Blind corner application

Blind corner hinge overlay application

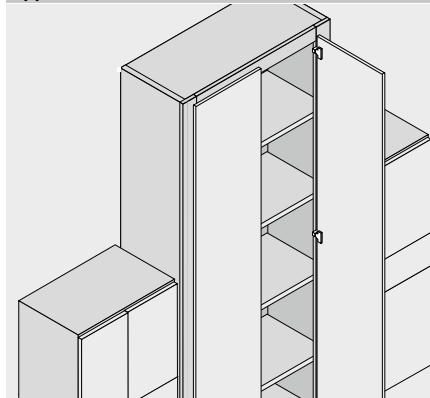
Webcode

DQDKXA



- Hinge for **blind corner overlay applications**
- **CLIP top BLUMOTION** with integrated **BLUMOTION** (with deactivation option)
- 95° opening angle
- 3-dimensional front adjustment
- Convenient spiral-tech depth adjustment
- Tool-free door to cabinet assembly and removal
- With **INSERTA** tool-free hinge to door assembly

Application



Order information

Overlay application



Boss		INSERTA	
Hinge	Spring	Colour	Part no.
CLIP top BLUMOTION	●	NI	☎ 79B9990
● With spring		NI Nickel plated	

Boss		Screw-on	
Hinge	Spring	Colour	Part no.
CLIP top BLUMOTION	●	NI	79B9950

Boss		Knock-in	
Hinge	Spring	Colour	Part no.
CLIP top BLUMOTION	●	NI	☎ 79B9980

Accessories

Hinge arm cover cap			
Print stamp	Logo	Colour	Part no.
Plain	–	NI	70.1503
Stamped	Blum	NI	70.1503.BP

Accessories – general

Hinge boss cover cap		
Hinge	Colour	Part no.
CLIP top BLUMOTION	NI	70T3504
NI Nickel plated		

Insertion ram		
Colour	Material	Part no.
Orange	Nylon	MZM.0040

Chipboard screws		
Ø (mm)	Length (mm)	Part no.
3.5	15	609.1500
3.5	17	609.1700

Blind corner hinge overlay application

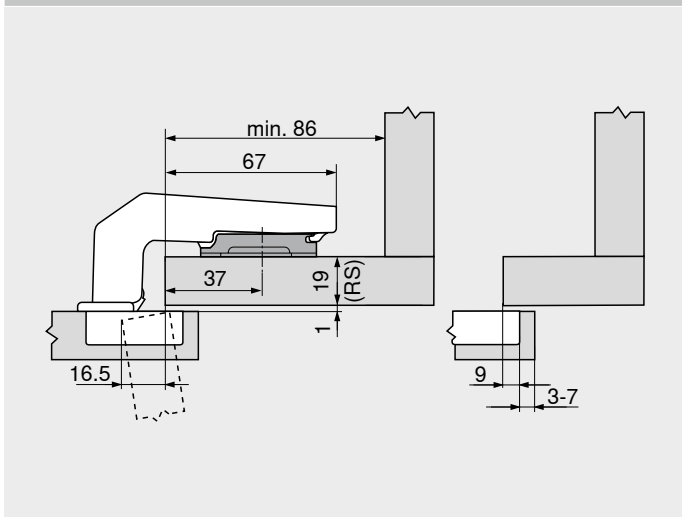
Webcode
DQDKXA

Planning

Hinge dimensions and gap calculation based on factory setting (mounting plate spacing = 3 mm)

Hinge and front protrusion at full opening angle

Overlay application



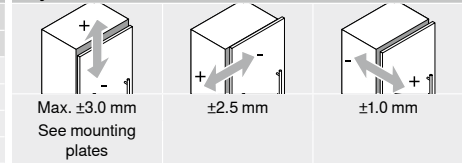
Frame thickness RS (mm)	Mounting plate spacing (mm)
16	6
19	3
22	0

Minimum gap F for fronts with a front radius (R = 1 mm) based on the factory setting

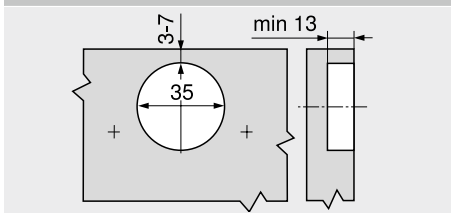
Drilling distance TB (mm)	Front thickness FD (mm)											
	16	18	19	20	22	24	26	28	29	30	31	32
3	0.2	0.3	0.4	0.5	0.8	1.0	1.5	1.9	Δ	Δ	Δ	Δ
4	0.2	0.3	0.4	0.5	0.7	1.0	1.4	1.8	Δ	Δ	Δ	Δ
5	0.2	0.3	0.4	0.5	0.7	1.0	1.4	1.8	Δ	Δ	Δ	Δ
6	0.2	0.3	0.4	0.5	0.7	1.0	1.4	1.8	Δ	Δ	Δ	Δ
7	0.2	0.3	0.4	0.5	0.7	0.9	1.4	1.7	Δ	Δ	Δ	Δ

Δ In these cases a trial is recommended

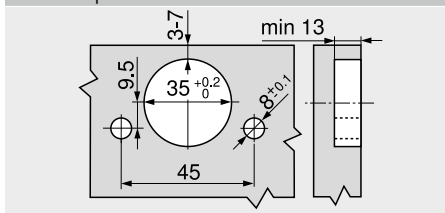
Adjustment



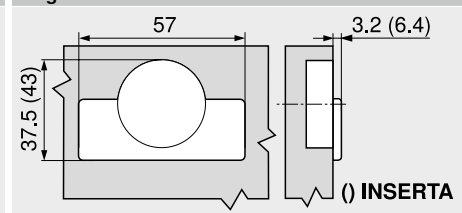
Screw-on



INSERTA | knock-in



Hinge boss dimensions



Page instructions

Overview – CLIP top BLUMOTION CLIP top – hinges	75
Mounting plates	156
Accessories – hinge arm cover cap	164
Accessories – general	166
Overview – BLUMOTION for doors	171

Overview – assembly devices	561
More technical details	662

Assembly, removal and adjustment

Short-URL
www.blum.com/a210

